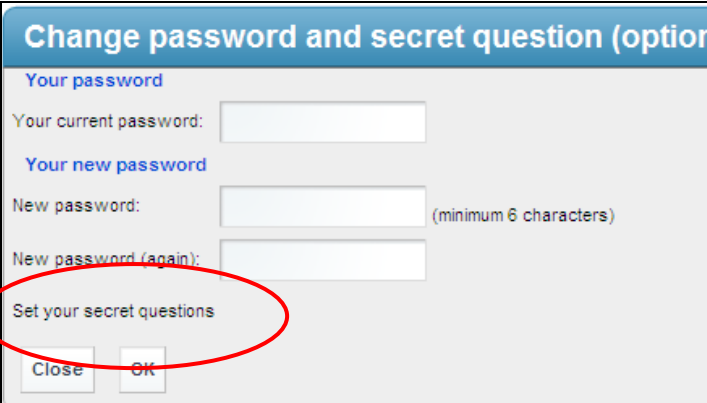


Secret Question and Answers

Click on the **Change Password** link, and click on the link:

Set your Secret Questions



Change password and secret question (optional)

Your password

Your current password:

Your new password

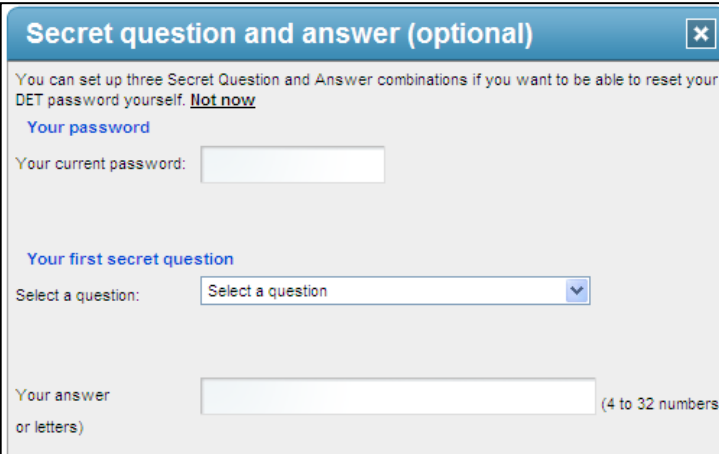
New password: (minimum 6 characters)

New password (again):

Set your secret questions

Close OK

You can choose questions from the drop-down boxes, or make up your own questions and answer them. Choose questions only you will know the answer to and that you will easily remember.



Secret question and answer (optional)

You can set up three Secret Question and Answer combinations if you want to be able to reset your DET password yourself. [Not now](#)

Your password

Your current password:

Your first secret question

Select a question:

Your answer: (4 to 32 numbers or letters)

Some suggestions:-

- My dad's favourite TV show
- The rugby team my dad supports
- My place of work
- The place where my family goes for holidays
- My sister's middle name

NOTE:

1. Don't use the same word as your password. Your secret question and the answer must be something different.
2. Make sure you know how to spell the answer, and make sure that you type it in the same way each time.
For example, if you choose the question "My favourite sport" and you type your answer as "rugby" with no capitals, you cannot later on type it as "Rugby" with a capital "R", as the system won't recognise it as being the same word.

- ☺ Student's need to change their temporary password to ensure confidentiality.
- ☺ Remember to log out correctly to ensure account security

For further assistance:

Students may seek assistance from Campus Support Services, Library Staff or their teacher.



Student Portal Login Guide

<https://student.det.nsw.edu.au>

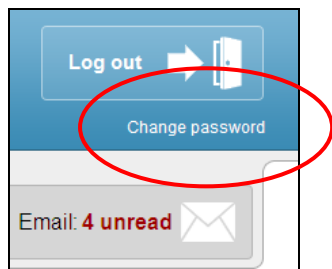
IMPORTANT

Your temporary password of **DD/MM/YYYY** should be changed as soon as possible.

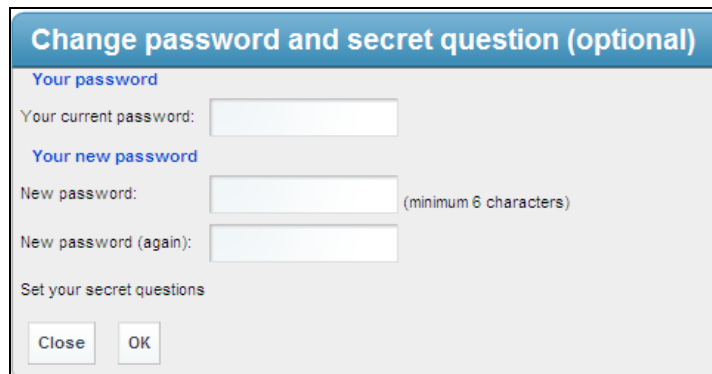
You may change your password any time you like to something different.

To Change Your Password :

1. Log into the student Portal and click on the **Change Password** link.



2. The password change form will display as shown below.

A screenshot of a web form titled 'Change password and secret question (optional)'. The form is divided into two main sections. The first section is 'Your password' and contains three input fields: 'Your current password:', 'Your new password:', and 'New password (again):'. The 'New password' field has a note '(minimum 6 characters)'. The second section is 'Set your secret questions' and contains two buttons: 'Close' and 'OK'.

3. Enter your EXISTING password in the top box and your new password in the two boxes below. Click the **OK** button when you have finished.

- Remember that passwords **ARE** case-sensitive (check Caps Lock on your keyboard).
- You must have at least 6 alphanumeric characters in your password with no blank spaces.
- Your password should be:-
 - easy to remember
 - not be easy for others to guess
 - should use both words and numbers
 - must type exactly the same way every time you log in eg "Britney" as your password, with a capital "B" at the start, you must always type it in the same way and you cannot type it as "britney" with a small "b"

Suggestions:-

- your family pet
 - your favourite song
 - special friend
 - any other word that has meaning to you
-
- Changing just one (or more) character(s) in your existing password is sufficient to create a valid new password.

Notes:

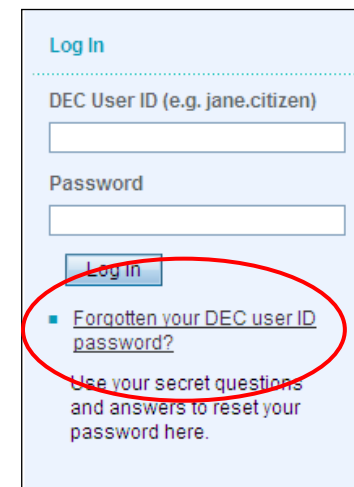
1. Your portal password is valid for 180 days.

You should access the student Portal periodically and change your password as the expiry date approaches.

2. It is recommended that you set up 3 **Secret Question and Answers**. Your secret question and answers can be used to reset your password when you have forgotten it. See the back of this brochure for instructions.

Forgot your password?

- If you forget your password, you can reset your password using the forgotten password link on the student portal login page.
- **Three** secret question and answer combinations must be set for a student to reset their own password using this link.

A screenshot of a student portal login page. At the top, there is a 'Log In' button. Below it, there are two input fields: 'DEC User ID (e.g. jane.citizen)' and 'Password'. Below the password field is a 'Log In' button. At the bottom of the page, there is a link that says 'Forgotten your DEC user ID password?' which is circled in red. Below this link, there is a note: 'Use your secret questions and answers to reset your password here.'